

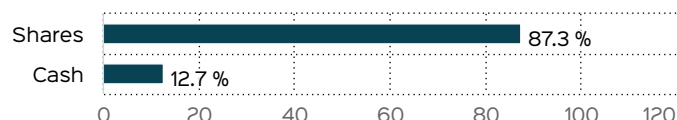
Status: 08/29/2025

Marketing information

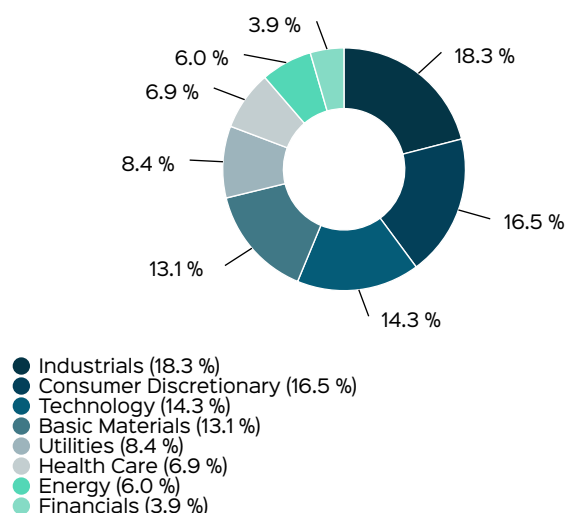
Fund portrait

TBF EUROPEAN OPPORTUNITIES invests in European companies from various sectors. The equity fund focuses on shares with medium and small market capitalizations. The stock selection is based on a comprehensive company analysis, whereby additional triggers should be given for an allocation without reference to a benchmark. This results in a flexible portfolio of companies whose valuation, current momentum or growth potential appears attractive or which could become the target of a takeover. ESG criteria are taken into account throughout the entire investment process.

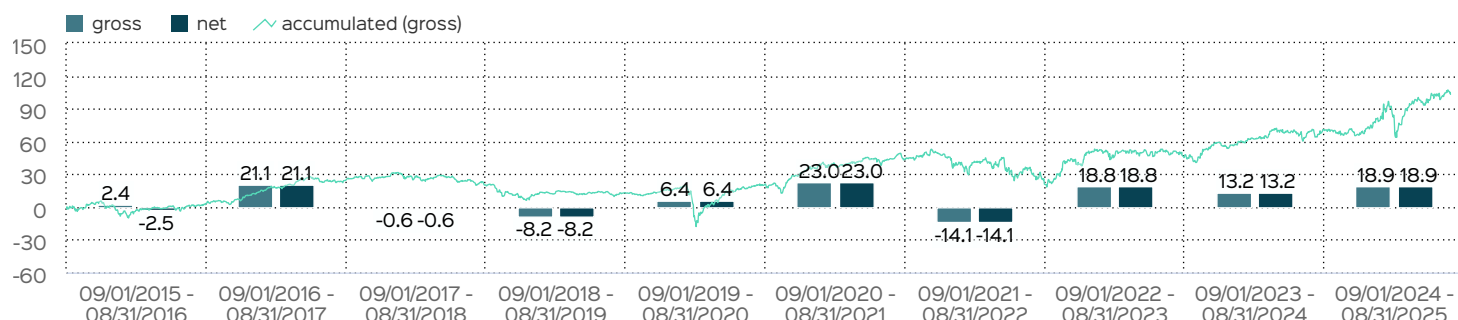
Asset Allocation



Breakdown by industries



Performance in 12-months-periods



Past performance is not a reliable indicator of future performance. All performance assumes a reinvestment of the distributions and an investment amount of 1,000 EUR and comprises twelve months each. Net performance: In addition to all costs incurred in the fund, the respective issue charge 5.00 % of the investment amount (= 47.62 EUR) is also taken into account. This is deducted from the investment

Fund profile

Fund name	TBF EUROPEAN OPPORTUNITIES
Share class	EUR R
ISIN	DE0009781989
WKN	978198
Fund category	Mixed funds
Launch date	01/31/1998
Total fund assets	10.39 million EUR
NAV	65.59 EUR
Issue price	68.87 EUR
Redemption price	65.59 EUR
Share class currency	EUR
Active management	yes
End of fiscal year	Dec 31
Dividend	Accumulation
Single investment capable	yes
Registered for distribution	AT, DE
Cut-off time	04:00 pm

Conditions

Issue charge	5.00 %
Redemption charge	0.00 %
Total expense ratio	1.99 %
Management fee	therefrom 1.55 % p.a.
Custodian fee	therefrom 0.04 % p.a.
Performance fee	Yes, during the last fiscal year 0.33 % (See details "Important notes").

Classification to SFDR

ESG-Category acc. to SFDR



The ESG Rating methodology is developed and calculated with the data provided by MSCI ESG.

Status: 08/29/2025

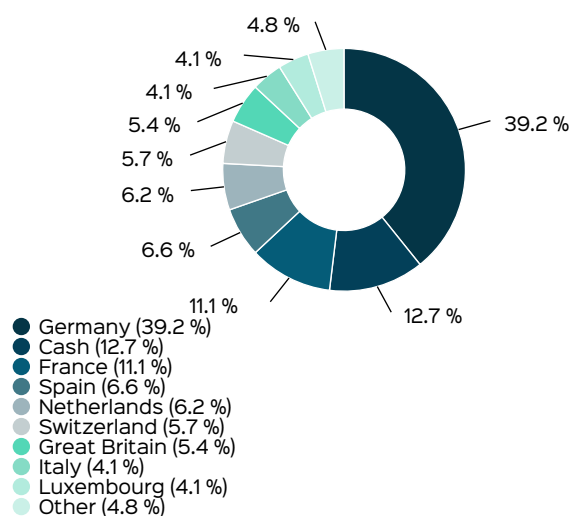
Key figures

Coefficient of determination	0.65
Percentage of assets invested	87.32 %
Alpha	14.83 %
Liquidity ratio	0.945905
VaR	6.3 %
Beta	0.99
Correlation	0.86
Information ratio	30.67
Duration of loss in days	64
Sharpe ratio	0.94
Volatility	14.85 %
Max. drawdown	-16.78 %
Drawdown	-1.97 %
Number of negative months	14
Number of positive months	22
Share of positive months	61.11 %
Worst month	-5.78 %
Best month	10.37 %

Top securities

SERVICEWARE SE INH O.N.	3.11 %
MERCEDES-BENZ GRP NA O.N.	2.57 %
SCHNEIDER ELEC. INH. EO 4	2.53 %
NEXANS INH. EO 1	2.51 %
ASML HOLDING EO -,09	2.45 %
ASHTREAD GRP PLC LS-,10	2.42 %
NANOREPRO AG	2.39 %
BCO SANT.CEN.HISP.N.E00,5	2.36 %
INFINEON TECH.AG NA O.N.	2.36 %
KLOECKNER + CO SE NA O.N.	2.27 %

Breakdown by countries



Performance in periods

	cumulative	p.a.
current year	22.53 %	
1 month	0.32 %	
3 months	2.63 %	
6 months	12.20 %	
1 year	18.87 %	18.87 %
3 years	59.90 %	16.95 %
5 years	68.96 %	11.07 %
10 years	103.06 %	7.34 %
since launch	283.42 %	4.99 %

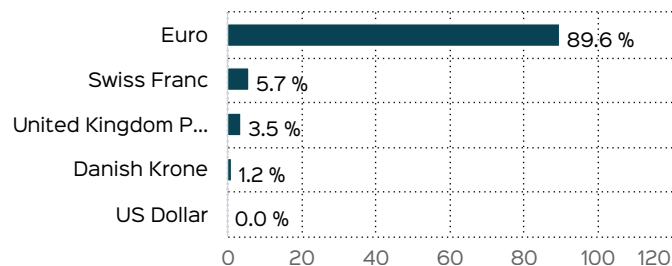
Past performance is not indicative of future returns.

Performance in calendar years

2024:	4.29 %	2023:	15.45 %	2022:	-7.30 %	2021:	11.66 %
2020:	15.21 %	2019:	7.00 %	2018:	-15.73 %	2017:	15.56 %
2016:	8.74 %	2015:	6.21 %	2014:	6.20 %	2013:	8.62 %

Past performance is not indicative of future returns.

Breakdown by currencies



Status: 08/29/2025

Risk and return profile



Notice

The summary risk indicator is a guide to the level of risk of this product compared to other products. It shows how likely it is that the product will lose money because of movements in the markets or because we are not able to pay you. We have classified this product as 4 which is 4 a medium risk class. This rates the potential losses from future performance at a medium level, and poor market conditions could impact the capacity to pay you.

Further information on the risks can be found in the document: Key information sheet (PRIIPs)

Recommended holding period



Recommendation

The risk indicator assumes you keep the product for 5 years. The actual risk can vary significantly if you cash in at an early stage and you may get back less.

Opportunities

Taking advantage of growth opportunities on the equity markets. When investing in assets denominated in foreign currencies, the net asset value may be positively affected by changes in exchange rates. Hedging opportunities through the possible use of derivatives.

Risks

Share prices may be subject to strong fluctuations due to market conditions at any time. Price losses are possible at any time, up to a total loss. When investing in assets denominated in foreign currencies, the net asset value may be negatively affected by changes in exchange rates. The use of derivatives can have a greater negative impact on the value of the fund than investments without the use of derivatives. This may increase the risk of loss and price volatility. In the case of thinly traded securities, there is also a risk that selling the asset will not be possible, or will be possible only at a substantial discount.

- Information on further risks can be found in the [Basisinformationsblatt](#) and the [VKP](#).
- In particular, the fund shows increased fluctuations in the unit price due to its composition and the possible use of derivatives.

Contact

TBF Sales and Marketing GmbH
HEGAU-TOWER
Maggistraße 5
78224 Singen
Phone: +49 (0) / 308 533 5 - 0
E-Mail: info@tbfsam.com
Internet: <http://www.tbfsam.com>

Fundmanagement

TBF Global Asset Management GmbH
HEGAU-TOWER
Maggistraße 5
78224 Singen
Phone: +49 (0) 77 31/1 44 66 - 0
E-Mail: info@tbfglobal.com
Internet: <http://www.tbfglobal.com>

Custodian

DONNER & REUSCHEL Aktiengesellschaft
Ballindamm 27
20095 Hamburg
Phone: +49 (0)40 30217 - 0
E-Mail: bankhaus@donner-reuschel.de
Internet: <https://www.donner-reuschel.de/>

Capital management company

HANSAINVEST
Hanseatische Investment-GmbH
Kapstadtring 8
22297 Hamburg
Phone: +49 (0)40 3 00 57 - 0
E-Mail: info@hansainvest.de
Internet: <http://www.hansainvest.com>

Important notes

Source of all data unless indicated otherwise: HANSAINVEST.

This is a marketing communication. Please read the [sales prospectus](#) (in German) and the [key information document](#) (in German) before making a final investment decision. The basis for the purchase is formed by the applicable sales documents, which contain detailed information on the individual risks associated with the investment. The sales prospectus and the key investor information are exclusively available in German and in electronic form. We will send you printed copies free of charge on request.

In the document Sustainability-related disclosures you will find information about the sustainability-related aspects according to Regulation (EU) 2019/2088 in relation to the fund being promoted.

The net asset value of investment funds is subject to fluctuations to differing degrees, and is no guarantee that the investment objectives will be achieved. There is the risk that the investor will suffer a financial loss as a result of the investment acquired.

By acquiring the investment acquired, the investor merely acquires units in a fund and not the underlying assets of the fund, e.g. a building or shares in a company.

Performance is calculated using the [BVI method](#) (in German). Information on the precise method of performance calculation can be found in German on the Internet under [Description of methods of calculation](#).

Future performance is subject to taxation. This is dependent on the personal situation of the respective investor and can change in future.

Total fund assets refer to the fund assets of all unit classes belonging to the fund. Total fund assets are shown in the currency of the unit class that was issued first.

The ongoing costs shown (total cost ratio) were incurred in the last financial year of the fund; for new funds, this is an estimate for the first financial year. The costs incurred can fluctuate from year to year and reduce the investor's earnings prospects. Further information on costs and any performance-based remuneration and its composition can be found in the key investor information.

When investing in the fund TBF EUROPEAN OPPORTUNITIES EUR R, a performance fee is charged to the investor if the increase in value of the fund exceeds the performance of the benchmark. The performance fee is calculated as follows and reduces the positive performance of the investor. 12,5 % of the amount by which the share value at the end of a settlement period exceeds the share value at the beginning of the accounting period the development of the benchmark index (absolutely positive share value development), but in total up to a maximum of 10 % of the average value in the accounting period. A negative performance must be made up.

© 2025 Morningstar. All rights reserved. The information contained herein: (1) is protected by copyright for Morningstar and its content providers; (2) must not be reproduced or disseminated; and (3) it is not guaranteed that this information is correct, complete or up to date. Neither Morningstar nor its content providers are responsible for any damage or losses arising from the use of this information.

Any percentages indicated in the investment structures or asset breakdowns shown generally relate to the total fund assets. Only a subset of the asset types is used as a basis in each case for the presentation of individual structures (e.g. for industries, only the share of equities), with the result that a total of 100% is not necessarily achieved.

The top securities (if indicated) are presented for a maximum of 60% of fund assets.

The figures shown are rounded, hence the totalled values can deviate from 100%.

The cut-off time refers to the daily close of order acceptance by the fund's depository bank. This is typically earlier for the investor's custodian office.

This document and the information contained in it are not intended for US persons and must not be disseminated in the United States.

A summary of investors' rights in German can be found on our website under [Compliance](#).

The sale of funds can be revoked at any time in accordance with the provisions of the German Investment Code.