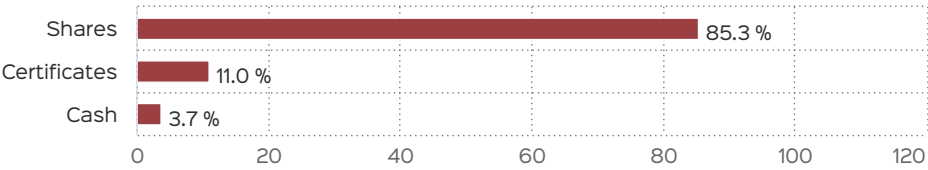




Fund portrait

The fund aims to achieve long-term capital growth. To achieve the investment objective, the fund invests in shares of companies that should benefit significantly from developments in the areas of artificial intelligence (AI) and blockchain technology. In addition, the fund will invest in cryptocurrency certificates and related assets in order to exploit the potential of this innovative asset class. When selecting investments, both qualitative factors, such as a company's market positioning and innovative strength, and quantitative factors, such as expected sales and earnings growth in conjunction with traditional valuation ratios, can be taken into account.

Asset Allocation



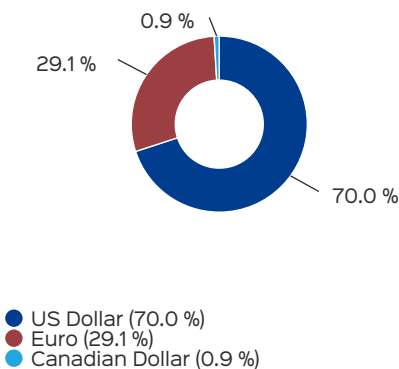
Top securities

ALPHABET INC.CL.C DL-,001	4.21 %
BE SEMICON.INDSINH.EO-,01	3.75 %
AMAZON.COM INC. DL-,01	3.62 %
TAIWAN SEMICON.MANU.ADR/5	3.36 %
OKTA INC. CL.A O.N.	3.35 %
ROBINH.MKTS CL.A DL-,0001	3.02 %
CROWDSTRIKE HLD. DL-,0005	2.91 %
HUT 8 CORP. O.N.	2.90 %
TALEN ENERGY CORP. NEW	2.88 %
COINBASE GLB.CL.A -,00001	2.84 %

Key figures

Liquidity ratio	0.9770-28
VaR	12.07 %
Percentage of assets invested	96.3 %

Breakdown by currencies



Fund profile

Fund name	Bankhaus Bauer x 21 Oaks AI & Blockchain Innovation Fund
Share class	P
ISIN	DE000A3EKRN0
WKN	A3EKRN
Fund category	Share funds
Launch date	09/02/2024
Total fund assets	20.45 million EUR
NAV	131.28 EUR
Issue price	131.28 EUR
Redemption price	131.28 EUR
Share class currency	EUR
Active management	yes
Issue charge	0.00 %
Redemption charge	0.00 %
End of fiscal year	Jul 31
Dividend	Payout
Total expense ratio	1.76 %
Management fee	therefrom 1.66 % p.a.
Custodian fee	therefrom 0.04 % p.a.
Performance fee	Yes, during the last fiscal year 0.0 % (See details "Important notes").
Capital accumulation benefits capable	yes
Possibility of savings plan	yes
Single investment capable	yes
Registered for distribution	DE
Cut-off time	04:00 pm
Minimum equity participation	min. 51%

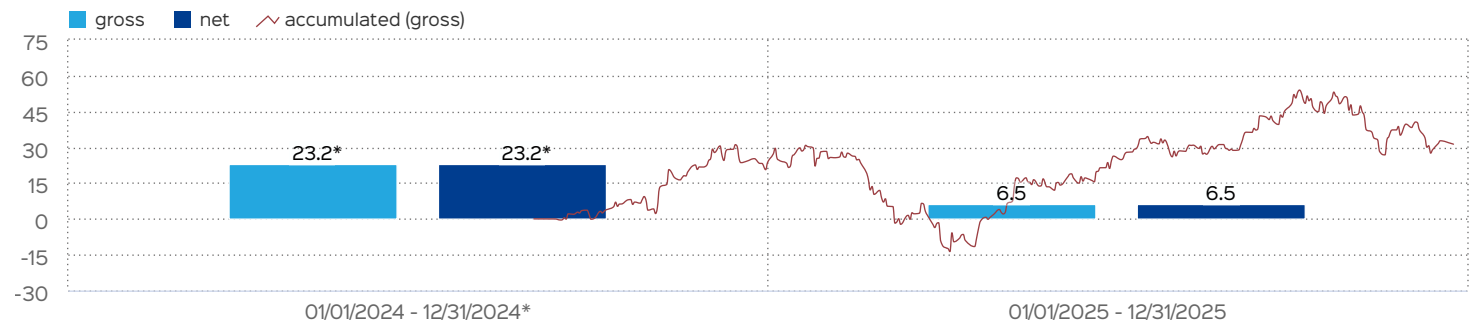
Ratings & rankings

ESG Rating	A
ESG Score	6.12
ESG-Category acc. to SFDR	Article 6

The ESG Rating methodology is developed and calculated with the data provided by MSCI ESG.



Performance in 12-months-periods



Past performance is not a reliable indicator of future performance. All performance assumes a reinvestment of the distributions and an investment amount of 1,000 EUR and comprises twelve months each. The values marked with an * refer to a shorter period of time (since launch). Net performance: In addition to all costs incurred in the fund, the respective issue charge is also taken into account. This is deduc-

ted from the investment amount at the beginning of the performance period presented. The redemption charge, if such a discount is levied, will be deducted when the fund units are returned. Any custody fee that may be incurred that reduces performance is not taken into account. Gross performance: Corresponds to the net value development, but does not take into account an issue charge.

Performance since launch



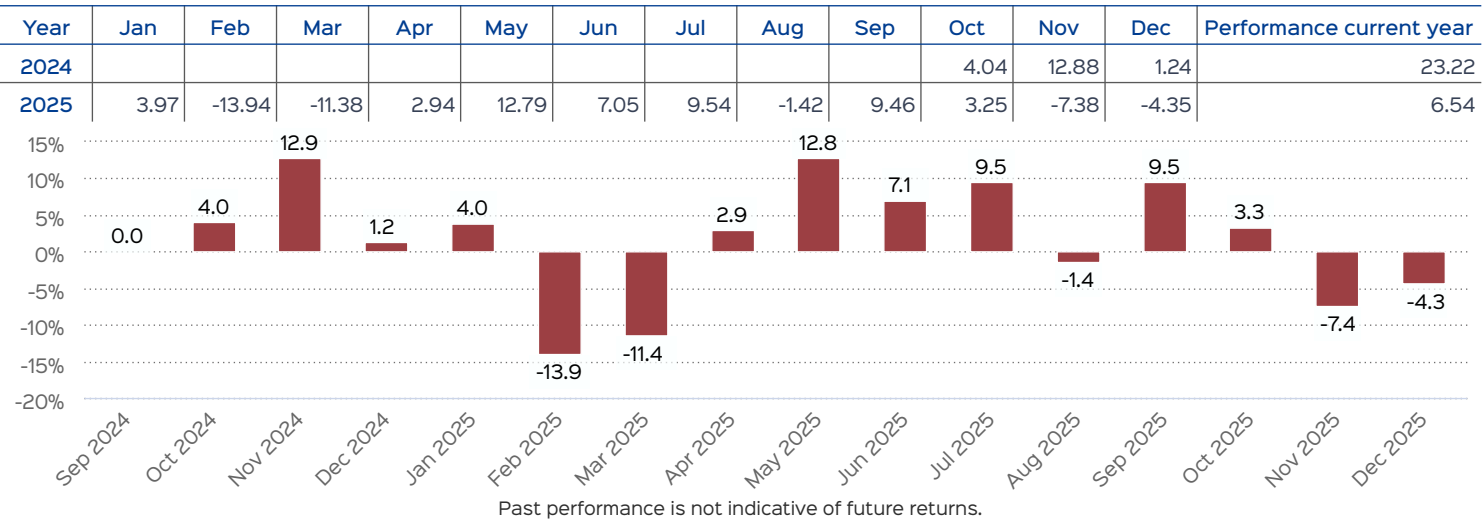
Performance in periods

	cumulati- ve	p.a.
current year	6.54 %	
1 month	-4.35 %	
3 months	-8.53 %	
6 months	8.11 %	
1 year	6.54 %	6.54 %
3 years		
5 years		
10 years		
since launch	31.28 %	22.78 %

Past performance is not indicative of future returns.

Performance on a monthly basis

All figures in percent





Risk and return profile



Notice

The summary risk indicator is a guide to the level of risk of this product compared to other products. It shows how likely it is that the product will lose money because of movements in the markets or because we are not able to pay you. We have classified this product as 6 which is the second-highest risk class. This rates the potential losses from future performance at a high level, and poor market conditions sehr will likely impact the capacity to pay you.

Further information on the risks can be found in the document: Key information sheet (PRIIPs)

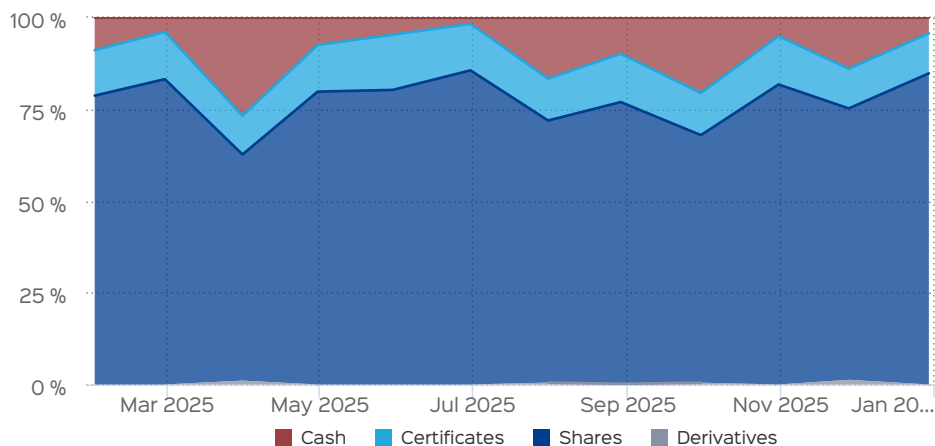
Recommended holding period



Recommendation

The risk indicator assumes you keep the product for 7 years. The actual risk can vary significantly if you cash in at an early stage and you may get back less.

Asset allocations over time



Contact: Fund advisor

Bankhaus Bauer Aktiengesellschaft
Trentelgasse 4
45127 Essen
Phone: +49 (0)2 01 217 605 - 0
E-Mail: info@bankhausbauer.de
Internet: <https://bankhausbauer.de/>

21 Oaks Capital GmbH
Breite Straße 22
40213 Düsseldorf
Phone: +49 (0)2 11 542 152 - 40
E-Mail: info@21-oaks.com
Internet: <https://21-oaks.com/>

Contact: Distributor

Bankhaus Bauer Aktiengesellschaft
Trentelgasse 4
45127 Essen
Phone: +49 (0)2 01 217 605 - 0
E-Mail: info@bankhausbauer.de
Internet: <https://bankhausbauer.de/>

21 Oaks Capital GmbH
Breite Straße 22
40213 Düsseldorf
Phone: +49 (0)2 11 542 152 - 40
E-Mail: info@21-oaks.com
Internet: <https://21-oaks.com/>

Portfoliomanager

HANSAINVEST
Hanseatische Investment-GmbH
Kapstadtring 8, 22297 Hamburg
Phone: (0 40) 3 00 57 - 62 96
E-Mail: info@hansainvest.de
Internet: <http://www.hansainvest.com>

Management company

HANSAINVEST
Hanseatische Investment-GmbH
Kapstadtring 8, 22297 Hamburg
Phone: (0 40) 3 00 57 - 0
E-Mail: info@hansainvest.de
Internet: <http://www.hansainvest.com>



Important notes

Source of all data unless indicated otherwise: HANSAINVEST.

This is a marketing communication. Please read the **sales prospectus** (in German) and the **key information document** (in German) before making a final investment decision. The basis for the purchase is formed by the applicable sales documents, which contain detailed information on the individual risks associated with the investment. The sales prospectus and the key investor information are exclusively available in German and in electronic form. We will send you printed copies free of charge on request.

The net asset value of investment funds is subject to fluctuations to differing degrees, and is no guarantee that the investment objectives will be achieved. There is the risk that the investor will suffer a financial loss as a result of the investment acquired.

By acquiring the investment acquired, the investor merely acquires units in a fund and not the underlying assets of the fund, e.g. a building or shares in a company.

Performance is calculated using the **BVI method** (in German). Information on the precise method of performance calculation can be found in German on the Internet under **Description of methods of calculation**.

Future performance is subject to taxation. This is dependent on the personal situation of the respective investor and can change in future.

Total fund assets refer to the fund assets of all unit classes belonging to the fund. Total fund assets are shown in the currency of the unit class that was issued first.

The ongoing costs shown (total cost ratio) were incurred in the last financial year of the fund; for new funds, this is an estimate for the first financial year. The costs incurred can fluctuate from year to year and reduce the investor's earnings prospects. Further information on costs and any performance-based remuneration and its composition can be found in the key investor information.

When investing in the fund Bankhaus Bauer x 21 Oaks AI & Blockchain Innovation Fund P, a performance fee is charged to the investor if the positive performance of the fund exceeds the hurdle rate of 6 % in the financial year. The performance fee is calculated as follows and reduces the positive performance of the investor. 10 % of the amount by which the share value at the end of a settlement period exceeds the share value at the beginning of the accounting period by 6 % (absolutely positive share value development), but in total up to a maximum of 10 % of the average value in the accounting period. A negative performance must be made up.

Any percentages indicated in the investment structures or asset breakdowns shown generally relate to the total fund assets. Only a subset of the asset types is used as a basis in each case for the presentation of individual structures (e.g. for industries, only the share of equities), with the result that a total of 100% is not necessarily achieved.

The top securities (if indicated) are presented for a maximum of 60% of fund assets.

The figures shown are rounded, hence the totalled values can deviate from 100%.

The cut-off time refers to the daily close of order acceptance by the fund's depository bank. This is typically earlier for the investor's custodian office.

This document and the information contained in it are not intended for US persons and must not be disseminated in the United States.

A summary of investors' rights in German can be found on our website under **Compliance**.

The sale of funds can be revoked at any time in accordance with the provisions of the German Investment Code.